

KOTAK MONEY MARKET FUND

An open ended debt scheme investing in money market instruments.
A relatively low interest rate risk and moderate credit risk.

Investment Objective: The investment objective of the Scheme is to generate returns by investing in money market instruments having maturity upto 1 year. There is no assurance that the investment objective of the Scheme will be realized.

Maturity			Volatility
Short	Medium	Long	
			Low
			Medium
			High

Fund Manager*:	Mr. Deepak Agrawal, Mr. Manu Sharma
AAUM:	₹33,245.04 crs
AUM:	₹33,661.37 crs
Benchmark:	CRISIL Money Market A-I Index
Allotment Date:	July 14, 2003
Folio Count:	16,606

Minimum Investment Amount

Initial & Additional Investment

- ₹100 and any amount thereafter
- Systematic Investment Plan (SIP)**
- ₹100 and any amount thereafter

Ideal Investments Horizon

- 3-6 months

Net Asset Value (NAV)

	Regular	Direct
Growth	₹4679.0946	₹4726.8030
Monthly IDCW	₹1056.2822	₹1257.0987

(as on February 27, 2026)

Debt Quant & Ratios

Average Maturity	0.65 yrs
Modified Duration	0.65 yrs
Macaulay Duration	0.65 yrs
Annualised YTM*	6.84%
Standard Deviation	0.58%

*in case of semi annual YTM, it will be annualized.
Source: ¹ICRA MFI Explorer.

Total Expense Ratio**

Regular Plan:	0.35%
Direct Plan:	0.16%

Available Plans/Options

A)Regular Plan B)Direct Plan

Options: Payout of IDCW (Under Monthly IDCW option only), Reinvestment of IDCW & Growth applicable for all plans

IDCW Frequency

Monthly (2nd of every month - effective April 01, 2025).

Load Structure

Entry Load: Nil. (applicable for all plans)

Exit Load: Nil. (applicable for all plans)

Data as on 28th February, 2026 unless otherwise specified.

Folio Count data as on 31st January 2026.

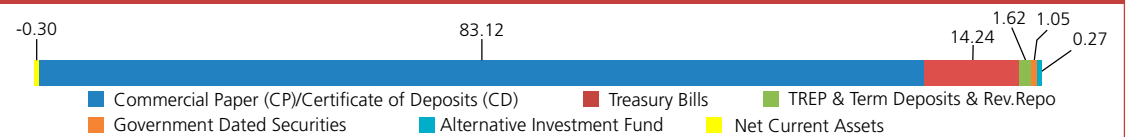
PRC Matrix

Potential Risk Class			
Credit Risk → Interest Rate Risk ↓	Relatively Low (Class A)	Moderate (Class B)	Relatively High (Class C)
Relatively Low		B-I	
Moderate			
Relatively High			

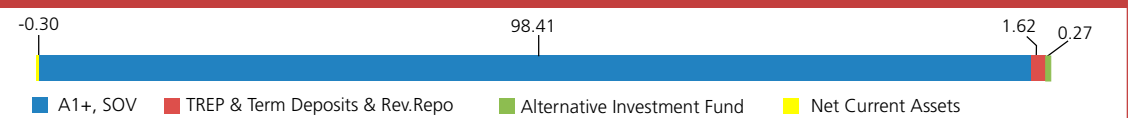
PORTFOLIO

Issuer/Instrument	Industry/Rating	% to Net Assets	Issuer/Instrument	Industry/Rating	% to Net Assets
Government Dated Securities					
8.28% Karnataka State Govt-Karnataka	SOV	0.58	SMALL INDUSTRIES DEVELOPMENT BANK OF INDIA	CARE A1+	4.78
8.07% Tamil Nadu State Govt-Tamil Nadu	SOV	0.40	NATIONAL BANK FOR AGRICULTURE & RURAL DEVELOPMENT	ICRA A1+	4.43
7.40% Madhya Pradesh State Govt-Madhya Pradesh	SOV	0.05	NATIONAL BANK FOR AGRICULTURE & RURAL DEVELOPMENT	FITCH A1+	4.19
7.04% Gujarat State Govt-Gujarat	SOV	0.02	PUNJAB NATIONAL BANK	CRISIL A1+	3.22
Government Dated Securities - Total					
		1.05			16.69
Money Market Instruments					
Commercial Paper(CP)/ Certificate of Deposits(CD)					
Corporate Debt/Financial Institutions					
HDFC BANK LTD.	CARE A1+	8.26	UNION BANK OF INDIA	ICRA A1+	0.98
INDUSIND BANK LTD.	CRISIL A1+	4.82	Export-Import Bank of India	CRISIL A1+	0.70
AXIS BANK LTD.	CRISIL A1+	3.85	BANK OF BARODA	FITCH A1+	0.59
FEDERAL BANK LTD.	CRISIL A1+	3.35	CTBC BANK CO. LTD (CTBC INDIA)	ICRA A1+	0.42
ICICI SECURITIES LIMITED	CRISIL A1+	2.75	INDIAN BANK	CRISIL A1+	0.03
MUTHOOT FINANCE LTD.	CRISIL A1+	2.69	SMALL INDUSTRIES DEVELOPMENT BANK OF INDIA	CRISIL A1+	0.03
MUTHOOT FINCORP LTD.	CRISIL A1+	2.08	Public Sector Undertakings - Total		
AU SMALL FINANCE BANK LTD.	FITCH A1+	1.97	Treasury Bills		
ADITYA BIRLA CAPITAL LTD	ICRA A1+	1.95	182 DAYS TREASURY BILL 08/05/2026	SOV	2.21
MOTILAL OSWAL FINANCIAL SERVICES LIMITED	ICRA A1+	1.95	182 DAYS TREASURY BILL 06/08/2026	SOV	2.18
IDBI BANK LTD.	CRISIL A1+	1.46	182 DAYS TREASURY BILL 27/08/2026	SOV	2.17
360 ONE PRIME LTD.	CRISIL A1+	1.20	364 DAYS TREASURY BILL 21/05/2026	SOV	1.98
Alternative Investment Fund					
CHOLAMANDALAM INVESTMENT AND FINANCE COMPANY LTD.		1.11	182 DAYS TREASURY BILL 19/03/2026	SOV	1.48
ANGEL ONE LIMITED		0.86	364 DAYS TREASURY BILL 19/03/2026	SOV	0.84
KARUR VYSYA BANK LTD.		0.69	182 DAYS TREASURY BILL 04/06/2026	SOV	0.73
PIRAMAL FINANCE LTD		0.59	364 DAYS TREASURY BILL 14/05/2026	SOV	0.59
BIRLA GROUP HOLDING PRIVATE LIMITED		0.57	182 DAYS TREASURY BILL 11/02/2027	SOV	0.56
AXIS SECURITIES LIMITED		0.56	182 DAYS TREASURY BILL 21/08/2026	SOV	0.43
ICICI BANK LTD.		0.49	364 DAYS TREASURY BILL 04/06/2026	SOV	0.34
CHOLAMANDALAM INVESTMENT AND FINANCE COMPANY LTD.		0.44	182 DAYS TREASURY BILL 13/08/2026	SOV	0.29
ADITYA BIRLA HOUSING FINANCE LTD		0.42	364 DAYS TREASURY BILL 10/09/2026	SOV	0.29
TORRENT PHARMACEUTICALS LTD.		0.39	182 DAYS TREASURY BILL 21/05/2026	SOV	0.15
TATA CAPITAL LTD.		0.37	Treasury Bills - Total		
BARCLAYS INVESTMENTS & LOAN (INDIA) PVT. LTD.		0.29	Triparty Repo		
HERO FINCORP LTD.		0.28	Alternative Investment Fund		
PILANI INVESTMENT AND INDUSTRIES CORPORATION LTD		0.28	CORPORATE DEBT MARKET DEVELOPMENT FUND - CLASS A2		Alternative Investment Fund
NUVAMA WEALTH AND INVESTMENT LTD		0.21	Alternative Investment Fund - Total		
NUVAMA WEALTH FINANCE LIMITED		0.21	Net Current Assets/(Liabilities)		
		44.09	Grand Total		
		44.09	100.00		
Corporate Debt/Financial Institutions - Total					
Public Sector Undertakings					
BANK OF BARODA		7.14			
CANARA BANK		4.91			

ALLOCATION (%)



RATING PROFILE (%)



SYSTEMATIC INVESTMENT PLAN (SIP)

Systematic Investment Plan (SIP) If you had invested ₹10,000 every month

Monthly SIP of (₹) 10000	Since Inception	10 years	7 years	5 years	3 years	1 year
Total amount invested (₹)	27,20,000	12,00,000	8,40,000	6,00,000	3,60,000	1,20,000
Total Value as on Feb 27, 2026 (₹)	65,81,427	16,75,740	10,57,991	7,14,356	4,01,265	1,23,997
Scheme Returns (%)	7.13	6.51	6.50	6.93	7.21	6.33
CRISIL Money Market A-I Index Returns (%)	6.95	6.28	6.27	6.66	6.78	5.86
Alpha*	0.18	0.23	0.23	0.27	0.43	0.46
CRISIL Money Market A-I Index (₹)#	64,22,225	16,55,773	10,49,375	7,09,482	3,98,719	1,23,707
NIFTY 1 Year T-Bill Index (₹)^	60,61,115	16,38,950	10,39,165	7,03,219	3,97,844	1,23,749
NIFTY 1 Year T-Bill Index Returns (%)	6.51	6.08	6.00	6.30	6.63	5.93

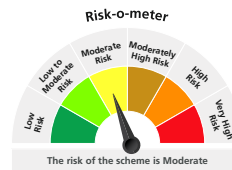
Product Label

This product is suitable for investors who are seeking*:

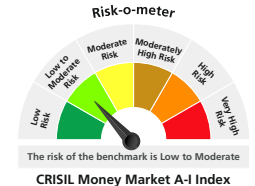
- Income over a short term investment horizon
- Investment in money market securities

* Investors should consult their financial advisors if in doubt about whether the product is suitable for them.

Fund



Benchmark



For latest Riskometer, investors may refer to an addendum issued or updated on website at www.kotakmf.com

Scheme Inception :- July 14, 2003. The returns are calculated by XIRR approach assuming investment of ₹10,000/- on the 1st working day of every month. Since Inception returns are assumed to be starting from the inception date of the Scheme and calculated accordingly. XIRR helps in calculating return on investments given an initial and final value and a series of cash inflows and outflows and taking the time of investment into consideration. **The SIP performance details provided herein are of Regular Plan - Growth Option** Different plans have different expense structure. # Benchmark; ^ Additional Benchmark. Alpha is difference of scheme return with benchmark return. * All payouts during the period have been reinvested in the units of the scheme at the then prevailing NAV. Source: ICRA MFI Explorer. ** Total Expense Ratio includes applicable GST.

Scheme Performances as on February 27, 2026 (unless otherwise specified)

Kotak Money Market Fund

	Kotak Money Market Fund	CRISIL Money Market A-I Index#	ALPHA	NIFTY 1 Year T-Bill Index ##	Kotak Money Market Fund	CRISIL Money Market A-I Index#	NIFTY 1 Year T-Bill Index ##
Since Inception	7.05%	6.86%	0.19%	6.31%	46,791	44,910	39,979
Last 1 Year	7.14%	6.44%	0.70%	6.54%	10,712	10,642	10,652
Last 3 Years	7.43%	7.09%	0.33%	6.88%	12,397	12,283	12,211
Last 5 Years	6.26%	6.11%	0.15%	5.72%	13,551	13,454	13,211

Scheme Inception date is 14/07/2003. Mr. Deepak Agrawal has been managing the fund since 01/11/2006 & Mr. Manu Sharma has been managing the fund since 01/11/2022

Different plans have different expense structure. **The performance details provided herein are of Regular Plan - Growth Option**

Past performance may or may not be sustained in future. All payouts during the period have been reinvested in the units of the scheme at the then prevailing NAV. Returns >= 1 year: CAGR (Compounded Annualised Growth Rate). N.A stands for data not available. Note: Point to Point (PTP) Returns in INR shows the value of 10,000/- investment made at inception. Source: ICRA MFI Explorer. # Name of Scheme Benchmark. ## Name of Additional Benchmark. Alpha is difference of scheme return with benchmark return.

ABOUT OUR FUND MANAGERS - REGULAR PLAN



Name: Mr. Deepak Agrawal

Mr. Deepak Agrawal manages 12 funds & All FMPs of Kotak Mahindra Mutual Fund. Different plans shall have a different expense structure. **The performance details provided herein are of Regular Plan - Growth Option.**

Kotak Bond Short Term Fund (May. 02, '02), Kotak Dynamic Bond Fund (May. 26, '08), Kotak Money Market Fund (Jul. 14, '03), Kotak Liquid Fund (Nov. 04, '03), Kotak Banking and PSU Debt Fund (Dec. 29, '98), Kotak Savings Fund (Aug. 13, '04), Kotak Credit Risk Fund (May 11, '10), Kotak Medium Term Fund (Mar. 21, '14), Kotak Low Duration Fund (Mar. 06, '08), Kotak Corporate Bond Fund (Sep. 21, '07), Kotak Overnight Fund (Jan. 15, 19), Kotak Floating Rate Fund (May. 14, 19) & All Kotak Fixed Maturity Plans.

Business Experience

Mr. Deepak's career has started from Kotak AMC when he joined the organization in December 2002 where he was initially in Research, Dealing and then moved into Fund Management from November 2006. Mr. Deepak is a Post Graduate in Commerce, Chartered Account and Company Secretary. Mr. Deepak has also cleared AIMR CFA Level I.

Scheme Names	Benchmark	1 YEAR		3 YEARS		5 YEARS		
		Scheme Returns(%)^	Benchmark Returns (%)^*	Scheme Returns(%)^	Benchmark Returns (%)^*	Scheme Returns(%)^	Benchmark Returns (%)^*	
Top 3	Kotak Credit Risk Fund	CRISIL Credit Risk Debt B-II Index	8.98	8.77	7.89	8.43	5.99	7.44
	Kotak Medium Term Fund	CRISIL Medium Duration Debt A-III Index	8.80	7.45	8.37	7.53	6.78	6.17
	Kotak FMP Series 304 - (3119D)	NIFTY Long Duration Debt Index	8.04	2.81	9.08	6.74	NA	NA
Bottom 3	Kotak Liquid Fund	NIFTY Liquid Index A-I	6.29	6.31	6.88	6.98	5.83	5.95
	Kotak Dynamic Bond Fund	NIFTY Composite Debt Index A-III	6.13	6.63	7.51	7.66	5.99	6.20
	Kotak Overnight Fund	NIFTY 1D Rate Index	5.51	5.57	6.25	6.36	5.39	5.53

Kotak Credit Risk Fund - Growth, *Name of the Benchmark - CRISIL Credit Risk Debt B-II Index, Scheme Inception date is 11/05/2010. Mr. Deepak Agrawal has been managing the fund since 12/04/2010 & Mr. Vihag Mishra has been managing the fund since 24/10/2025

Kotak Medium Term Fund - Growth, *Name of the Benchmark - CRISIL Medium Duration Debt A-III Index, Scheme Inception date is 21/03/2014. Mr. Deepak Agrawal has been managing the fund since 22/06/2015 & Mr. Vihag Mishra has been managing the fund since 01/06/2025

Kotak FMP Series 304 - (3119D) - Growth *Name of the Benchmark - NIFTY Long Duration Debt Index, Scheme Inception date is 30/12/2022. Mr. Deepak Agrawal & Mr. Manu Sharma have been managing the fund since 30/12/2022.

Kotak Liquid Fund - Growth, *Name of the Benchmark - NIFTY Liquid Index A-I, Scheme Inception date is 04/11/2003. Mr. Deepak Agrawal has been managing the fund since 01/05/2007 & Mr. Sunil Pandey has been managing the fund since 01/06/2025

Kotak Dynamic Bond Fund - Growth, *Name of the Benchmark - NIFTY Composite Debt Index A-III, Scheme Inception date is 26/05/2008. Mr. Deepak Agrawal has been managing the fund since 25/11/2012 & Mr. Abhishek Bisen has been managing the fund since 01/11/2022

Kotak Overnight Fund - Growth, *Name of the Benchmark - NIFTY 1D Rate Index, Scheme Inception date is 15/01/2019. Mr. Deepak Agrawal has been managing the fund since 15/01/2019 & Mr. Sunil Pandey has been managing the fund since 01/06/2025

Returns for Kotak Overnight Fund & Kotak Liquid Fund as of 28th February 2026



Name: Mr. Manu Sharma

Mr. Manu Sharma manages 6 funds & All FMPs of Kotak Mahindra Mutual Fund. Different plans shall have a different expense structure. **The performance details provided herein are of Regular Plan - Growth Option.**

Kotak Savings Fund (Aug. 13, '04), Kotak Money Market Fund (Jul. 14, '03), Kotak Corporate Bond Fund (Sep. 21, '07), Kotak Floating Rate Fund (May. 14, '19), Kotak Crisil IBX financial services 3 to 6 months Debt Index Fund (Mar. 05, '25), Kotak CRISIL-IBX Financial Services 9 to 12 Months Debt Index Fund (Sep. 24, '25) & All Kotak Fixed Maturity Plans.

Business Experience

Mr. Manu Sharma has over 17 years of experience in the fields of Fixed Income Fund Management, Operations, Finance Audit and Taxation. He joined Kotak AMC from Deskera Systems in September 2019 and was based out of Bangalore/Singapore for one year. Prior to it Mr. Manu was with Kotak AMC since September 2006 to June 2018 and has handled major assignments like the Fund Management, Operations and Finance for the KotakAMC.

Scheme Names	Benchmark	1 YEAR		3 YEARS		5 YEARS		
		Scheme Returns(%)^	Benchmark Returns (%)^*	Scheme Returns(%)^	Benchmark Returns (%)^*	Scheme Returns(%)^	Benchmark Returns (%)^*	
Top 3	Kotak FMP Series 304 - (3119D)	NIFTY Long Duration Debt Index	8.04	2.81	9.08	6.74	NA	NA
	Kotak Floating Rate Fund - Growth	NIFTY Short Duration Debt Index A-II	8.00	6.89	7.91	7.34	6.68	6.03
	Kotak FMP Series 308 - (1125D)	NIFTY Medium Duration Debt Index	7.51	7.03	NA	NA	NA	NA
Bottom 3	Kotak FMP Series 292 - (1735D)	NIFTY Medium to Long Duration Debt Index	6.59	4.74	7.33	7.07	NA	NA
	Kotak FMP Series 310 - (1131D)	NIFTY Medium Duration Debt Index	6.48	7.03	NA	NA	NA	NA
	Kotak FMP Series 305 - (1200D)	NIFTY Medium Duration Debt Index	6.42	7.03	7.28	7.53	NA	NA

Kotak FMP Series 304 - (3119D) - Growth *Name of the Benchmark - NIFTY Long Duration Debt Index, Scheme Inception date is 30/12/2022. Mr. Deepak Agrawal & Mr. Manu Sharma have been managing the fund since 30/12/2022.

Kotak Floating Rate Fund - Growth, *Name of the Benchmark - NIFTY Short Duration Debt Index A-II, Scheme Inception date is 14/05/2019. Mr. Deepak Agrawal has been managing the fund since 14/05/2019 & Mr. Manu Sharma has been managing the fund since 01/11/2022

Kotak FMP Series 308 - (1125D) - Growth, *Name of the Benchmark - NIFTY Medium Duration Debt Index, Scheme Inception date is 29/03/2023. Mr. Deepak Agrawal & Mr. Manu Sharma have been managing the fund since 29/03/2023.

Kotak FMP Series 292 - (1735D) - Growth, *Name of the Benchmark - NIFTY Medium to Long Duration Debt Index, Scheme Inception date is 13/08/2021. Mr. Deepak Agrawal has been managing the fund since 13/08/2021 & Mr. Manu Sharma has been managing the fund since 01/11/2022

Kotak FMP Series 310 - (1131D) - Growth, *Name of the Benchmark - NIFTY Medium Duration Debt Index, Scheme Inception date is 27/03/2023. Mr. Deepak Agrawal & Mr. Manu Sharma have been managing the fund since 27/03/2023.

Kotak FMP Series 305 - (1200D), *Name of the Benchmark - NIFTY Medium Duration Debt Index, Scheme Inception date is 19/01/2023. Mr. Deepak Agrawal & Mr. Manu Sharma have been managing the fund since 19/01/2023.

Scheme Performances as on February 27, 2026 (unless otherwise specified)

Kotak Money Market Fund

	Kotak Money Market Fund	CRISIL Money Market A-I Index#	ALPHA	NIFTY 1 Year T-Bill Index ##	Kotak Money Market Fund	CRISIL Money Market A-I Index#	NIFTY 1 Year T-Bill Index ##
Since Inception	7.25%	6.99%	0.25%	6.69%	25,115	24,342	23,451
Last 1 Year	7.28%	6.44%	0.84%	6.54%	10,726	10,642	10,652
Last 3 Years	7.56%	7.09%	0.46%	6.88%	12,442	12,283	12,211
Last 5 Years	6.37%	6.11%	0.27%	5.72%	13,624	13,454	13,211

Scheme Inception date is 14/07/2003. Scheme Inception date for Direct Plan Growth Option is 01/01/2013. Mr. Deepak Agrawal has been managing the fund since 01/11/2006 & Mr. Manu Sharma has been managing the fund since 01/11/2022

Different plans have different expense structure. **The performance details provided herein are of Direct Plan - Growth Option**

Past performance may or may not be sustained in future. All payouts during the period have been reinvested in the units of the scheme at the then prevailing NAV. Returns >= 1 year: CAGR (Compounded Annualised Growth Rate). N.A stands for data not available. Note: Point to Point (PTP) Returns in INR shows the value of 10,000/- investment made at inception. Source: ICRA MFI Explorer. # Name of Scheme Benchmark. ## Name of Additional Benchmark. Alpha is difference of scheme return with benchmark return.

ABOUT OUR FUND MANAGERS - DIRECT PLAN



Name: Mr. Deepak Agrawal

Mr. Deepak Agrawal manages 12 funds & All FMPs of Kotak Mahindra Mutual Fund. Different plans shall have a different expense structure. **The performance details provided herein are of Direct Plan - Growth Option.**

Kotak Bond Short Term Fund (May. 02, '02), Kotak Dynamic Bond Fund (May. 26, '08), Kotak Money Market Fund (Jul. 14, '03), Kotak Liquid Fund (Nov. 04, '03), Kotak Banking and PSU Debt Fund (Dec. 29, '98), Kotak Savings Fund (Aug. 13, '04), Kotak Credit Risk Fund (May 11, '10), Kotak Medium Term Fund (Mar. 21, '14), Kotak Low Duration Fund (Mar. 06, '08), Kotak Corporate Bond Fund (Sep. 21, '07), Kotak Overnight Fund (Jan. 15, 19), Kotak Floating Rate Fund (May. 14, 19) & All Kotak Fixed Maturity Plans.

Business Experience

Mr. Deepak's career has started from Kotak AMC when he joined the organization in December 2002 where he was initially in Research, Dealing and then moved into Fund Management from November 2006. Mr. Deepak is a Post Graduate in Commerce, Chartered Account and Company Secretary. Mr. Deepak has also cleared AIMR CFA Level I.

Scheme Names	Benchmark	1 YEAR		3 YEARS		5 YEARS	
		Scheme Returns(%)^	Benchmark Returns (%)^*	Scheme Returns(%)^	Benchmark Returns (%)^*	Scheme Returns(%)^	Benchmark Returns (%)^*
Top 3	Kotak Credit Risk Fund	9.98	8.77	8.90	8.43	7.01	7.44
	Kotak Medium Term Fund	9.85	7.45	9.43	7.53	7.85	6.17
	Kotak Floating Rate Fund	8.43	6.89	8.35	7.34	7.11	6.03
Bottom 3	Kotak FMP Series 305 - (1200D)	6.58	7.03	7.44	7.53	NA	NA
	Kotak Liquid Fund	6.41	6.31	7.01	6.98	5.95	5.95
	Kotak Overnight Fund	5.60	5.57	6.35	6.36	5.49	5.53

Kotak Credit Risk Fund - Growth, *Name of the Benchmark - CRISIL Credit Risk Debt B-II Index, Scheme Inception date is 11/05/2010. Scheme Inception date for Direct Plan Growth Option is 01/01/2013. Mr. Deepak Agrawal has been managing the fund since 12/04/2010 & Mr. Vihag Mishra has been managing the fund since 24/10/2025.

Kotak Medium Term Fund - Growth, *Name of the Benchmark - CRISIL Medium Duration Debt A-III Index, Scheme Inception date is 21/03/2014. Mr. Deepak Agrawal has been managing the fund since 22/06/2015 & Mr. Vihag Mishra has been managing the fund since 01/06/2025.

Kotak Floating Rate Fund - Growth, *Name of the Benchmark - NIFTY Short Duration Debt Index A-II, Scheme Inception date is 14/05/2019. Mr. Deepak Agrawal has been managing the fund since 14/05/2019 & Mr. Manu Sharma has been managing the fund since 01/11/2022

Kotak FMP Series 305 - (1200D) - Growth, *Name of the Benchmark - NIFTY Medium Duration Debt Index, Scheme Inception date is 19/01/2023. Mr. Deepak Agrawal & Mr. Manu Sharma have been managing the fund since 19/01/2023.

Kotak Liquid Fund - Growth, *Name of the Benchmark - NIFTY Liquid Index A-I, Scheme Inception date is 04/11/2003. Mr. Deepak Agrawal has been managing the fund since 01/05/2007 & Mr. Sunil Pandey has been managing the fund since 01/06/2025

Kotak Overnight Fund - Growth, *Name of the Benchmark - NIFTY 1D Rate Index, Scheme Inception date is 15/01/2019. Mr. Deepak Agrawal has been managing the fund since 15/01/2019 & Mr. Sunil Pandey has been managing the fund since 01/06/2025

Returns for Kotak Overnight & Liquid Fund as of 28th February 2026



Name: Mr. Manu Sharma

Mr. Manu Sharma manages 6 funds & All FMPs of Kotak Mahindra Mutual Fund. Different plans shall have a different expense structure. **The performance details provided herein are of Direct Plan - Growth Option.**

Kotak Savings Fund (Aug. 13, '04), Kotak Money Market Fund (Jul. 14, '03), Kotak Corporate Bond Fund (Sep. 21, '07), Kotak Floating Rate Fund (May. 14, '19), Kotak Crisil IBX financial services 3 to 6 months Debt Index Fund (Mar. 05, '25), Kotak CRISIL-IBX Financial Services 9 to 12 Months Debt Index Fund (Sep. 24, '25) & All Kotak Fixed Maturity Plans.

Business Experience

Mr. Manu Sharma has over 17 years of experience in the fields of Fixed Income Fund Management, Operations, Finance Audit and Taxation. He joined Kotak AMC from Deskera Systems in September 2019 and was based out of Bangalore/Singapore for one year. Prior to it Mr. Manu was with Kotak AMC since September 2006 to June 2018 and has handled major assignments like the Fund Management, Operations and Finance for the KotakAMC.

Scheme Names	Benchmark	1 YEAR		3 YEARS		5 YEARS	
		Scheme Returns(%)^	Benchmark Returns (%)^*	Scheme Returns(%)^	Benchmark Returns (%)^*	Scheme Returns(%)^	Benchmark Returns (%)^*
Top 3	Kotak Floating Rate Fund	8.43	6.89	8.35	7.34	7.11	6.03
	Kotak FMP Series 304 - (3119D)	8.07	2.81	9.12	6.74	NA	NA
	Kotak FMP Series 308 - (1125D)	7.86	7.03	NA	NA	NA	NA
Bottom 3	Kotak FMP Series 310 - (1131D)	6.75	7.03	NA	NA	NA	NA
	Kotak FMP Series 300 - (1223D)	6.74	7.03	7.55	7.53	NA	NA
	Kotak FMP Series 305 - (1200D)	6.58	7.03	7.44	7.53	NA	NA

Kotak Floating Rate Fund - Growth, *Name of the Benchmark - NIFTY Short Duration Debt Index A-II, Scheme Inception date is 14/05/2019. Mr. Deepak Agrawal has been managing the fund since 14/05/2019 & Mr. Manu Sharma has been managing the fund since 01/11/2022

Kotak FMP Series 304 - (3119D) - Growth, *Name of the Benchmark - NIFTY Long Duration Debt Index, Scheme Inception date is 30/12/2022. Mr. Deepak Agrawal & Mr. Manu Sharma have been managing the fund since 30/12/2022.

Kotak FMP Series 308 - (1125D) - Direct Plan - Growth, *Name of the Benchmark - NIFTY Medium Duration Debt Index, Scheme Inception date is 29/03/2023. Mr. Deepak Agrawal & Mr. Manu Sharma have been managing the fund since 29/03/2023.

Kotak FMP Series 310 - (1131D) - Direct Plan - Growth *Name of the Benchmark - NIFTY Medium Duration Debt Index, Scheme Inception date is 27/03/2023. Mr. Deepak Agrawal & Mr. Manu Sharma have been managing the fund since 27/03/2023.

Kotak FMP Series 300 - (1223D) - Direct Plan - Growth *Name of the Benchmark - NIFTY Medium Duration Debt Index, Scheme Inception date is 09/12/2022. Mr. Deepak Agrawal & Mr. Manu Sharma have been managing the fund since 09/12/2022.

Kotak FMP Series 305 - (1200D) - Direct Plan Growth, *Name of the Benchmark - NIFTY Medium Duration Debt Index, Scheme Inception date is 19/01/2023. Mr. Deepak Agrawal & Mr. Manu Sharma have been managing the fund since 19/01/2023.

RISK FACTORS

Mutual Fund investments are subject to market risks, read all scheme related documents carefully.

*The rating indicates highest degree of safety regarding timely receipt of payments from the investments that the Scheme has made. The ratings should, however, not be construed as an indication of expected returns, prospective performance of the Mutual Fund Scheme, NAV or of volatility in its returns.

Disclaimer on market outlooks:

The outlook provided is only a subjective understanding of an uncertain market phenomena, which may or may not occur, and may also not have any effect on the performance of the scheme, clement or otherwise. This outlook should not be construed as a reason for investment into the scheme based on prospect of future performance, which may not accrue as anticipated by the statement.

Disclaimer on Scheme Performance(s):

Past Performance may or may not be sustained in future.

Disclaimer of NSE Indices Limited:

The Products offered by "Kotak Mahindra Mutual Fund/Kotak Mahindra Asset Management Company Ltd" or its affiliates is not sponsored, endorsed, sold or promoted by NSE Indices Limited (NSE Indices) and its affiliates. NSE Indices and its affiliates do not make any representation or warranty, express or implied (including warranties of merchantability or fitness for particular purpose or use) to the owners of these Products or any member of the public regarding the advisability of investing in securities generally or in the Products linked to their underlying indices to track general stock market performance in India.

Disclaimer by Asia Index Private Limited:

The BSE Sensex TRI and BSE Housing TRI, is a product of Asia Index Private Limited ("AIPL"), a wholly owned Subsidiary of BSE Limited ("BSE"), has been licensed for use by Kotak Mahindra Asset Management Company Limited. BSE® and SENSEX® are registered trademarks of BSE. These trademarks have been licensed to AIPL and sublicensed for certain purposes by Kotak Mahindra Asset Management Company Limited. Kotak BSE Sensex ETF and Kotak BSE Housing Index Fund is not sponsored, endorsed, sold or promoted by AIPL or BSE or their respective affiliates and none of such parties make any representation regarding the advisability of investing in such product(s) nor do they have any liability for any errors, omissions, or interruptions of the SENSEX."

Disclaimer by the National Stock Exchange of India Limited:

It is to be distinctly understood that the permission given by National Stock Exchange of India Limited (NSE) should not in any way be deemed or construed that the Scheme Information Document has been cleared or approved by NSE nor does it certify the correctness or completeness of any of the contents of the Scheme Information Document.

Disclaimer by the BSE Limited:

It is to be distinctly understood that the permission given by BSE Limited should not in any way be deemed or construed that the SID has been cleared or approved by BSE Limited nor does it certify the correctness or completeness of any of the contents of the SID.

For details contact us at:

KOTAK MAHINDRA ASSET MANAGEMENT COMPANY LIMITED: 6th Floor, Kotak Infiniti, Building No. 21, Infinity Park, Off Western Express Highway, Gen. A. K. Vaidya Marg, Malad (East), Mumbai – 400 097. Tel.: 91-8048893330 / 91-18003091490 Fax: 91-22-6708 2213. E-mail: mutual@kotak.com
Website: www.kotakmf.com

Corporate Office of Asset Management Company: 2nd Floor, 12-BKC, Plot No C-12, G Block, BKC, Bandra (East), Mumbai - 400 051.

CAMS Service Center: LG3, SCO 12, Sector 16, Behind Canara Bank, Faridabad - 121 002. Email Id - camsfdb@camsonline.com